

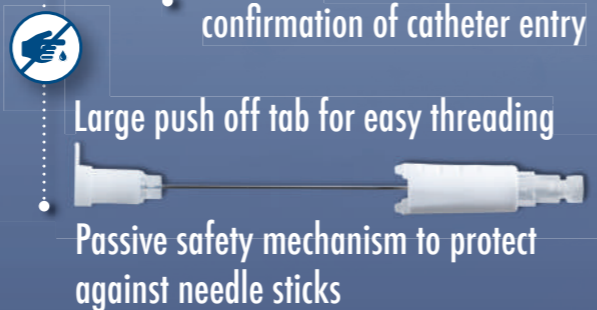



Deltaven Closed System IV Catheter



Deltaven

Closed System IV Catheter

Enhanced cover for a safe and easy removal preventing catheter pre-activation



Back-cut, sharp needle bevel for smooth non-traumatic insertion

Fast Flash notched needle for early confirmation of needle entry

Catheter material: optimum hardness for easy threading yet patient comfort during dwell time. Radiopaque stripes for visibility under x-rays

Flexible stabilization platform with gentle grooves enhancing securement and increasing patient's comfort

Integrated blood control technology to protect against blood exposure

Passive safety mechanism to protect against needle sticks

Large push off tab for easy threading

Flashback chamber for confirmation of catheter entry



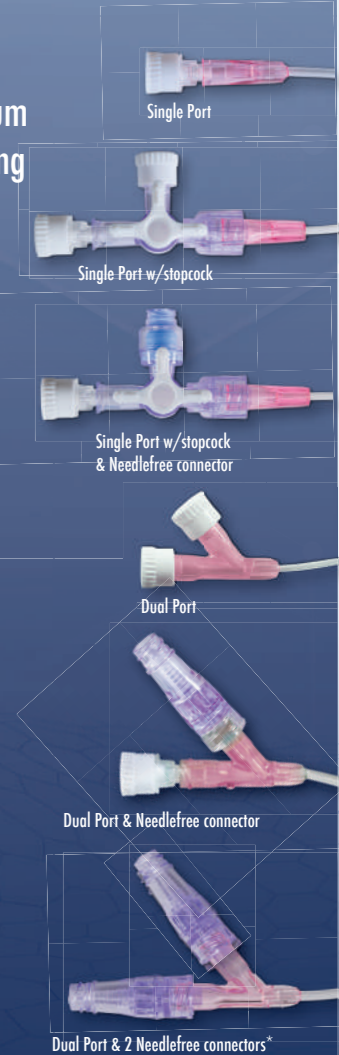
Macrobore tubing in gauge 16G -18G -20G for high flow rates
Pressure rated for 325 PSI in gauges 16 to 24
To meet patient's diagnostic and therapy needs and minimize unnecessary re-sticks

Pinch clamp designed for one hand activation

Transparent connection to see blood residue and assess flushing needs

Connections far from insertion site minimize catheter movement inside the vein, enabling longer dwell time and reducing phlebitis

Clear, swabbable, split septum needlefree connector reducing infections (CRBSI)



*The second needle free connector will be capped and loose in the unitary blister



The Deltaven is the only 26G neonatal closed system IV catheter, designed to meet the unique needs of the smallest veins.

REF	Description	Gauge	Catheter O.D. (mm)	Catheter length (mm)	Gravity Flow (ml/min)	Maximum Power Injector Flow Rate (ml/sec)*	Packaging
3904722	Single Port	26	0,64	19	15	Not for use with power injectors	25 [Box]- 100 [Carton]
3904822	Single Port w/stopcock and needle-free connector	26	0,64	19	15		20 [Box]- 80 [Carton]
3904922	Single Port w/stopcock	26	0,64	19	15		20 [Box]- 80 [Carton]
3914722	Single Port	24	0,74	19	24	4	25 [Box]- 100 [Carton]
3914822	Single Port w/stopcock and needle-free connector	24	0,74	19	24	4	20 [Box]- 80 [Carton]
3914922	Single Port w/stopcock	24	0,74	19	24	4	20 [Box]- 80 [Carton]
3924722	Single Port	22	0,90	19	37	5	25 [Box]- 100 [Carton]
3924822	Single Port w/stopcock and needle-free connector	22	0,90	19	37	5	20 [Box]- 80 [Carton]
3924922	Single Port w/stopcock	22	0,90	19	37	5	20 [Box]- 80 [Carton]
3925722	Single Port	22	0,90	25	31	5	25 [Box]- 100 [Carton]
3925822	Single Port w/stopcock and needle-free connector	22	0,90	25	31	5	20 [Box]- 80 [Carton]
3925922	Single Port w/stopcock	22	0,90	25	31	5	20 [Box]- 80 [Carton]
3935722	Single Port	20	1,00	25	59	8	25 [Box]- 100 [Carton]
3935822	Single Port w/stopcock and needle-free connector	20	1,00	25	59	8	20 [Box]- 80 [Carton]
3935922	Single Port w/stopcock	20	1,00	25	59	8	20 [Box]- 80 [Carton]
3936722	Single Port	20	1,00	32	56	8	25 [Box]- 100 [Carton]
3936822	Single Port w/stopcock and needle-free connector	20	1,00	32	56	8	20 [Box]- 80 [Carton]
3936922	Single Port w/stopcock	20	1,00	32	56	8	20 [Box]- 80 [Carton]
3937722	Single Port	20	1,00	45	51	7	25 [Box]- 100 [Carton]
3937822	Single Port w/stopcock and needle-free connector	20	1,00	45	51	7	20 [Box]- 80 [Carton]
3937922	Single Port w/stopcock	20	1,00	45	51	7	20 [Box]- 80 [Carton]
3945722	Single Port	18	1,30	25	86	15	25 [Box]- 100 [Carton]
3945822	Single Port w/stopcock and needle-free connector	18	1,30	25	86	15	20 [Box]- 80 [Carton]
3945922	Single Port w/stopcock	18	1,30	25	86	15	20 [Box]- 80 [Carton]
3946722	Single Port	18	1,30	32	83	14	25 [Box]- 100 [Carton]
3946822	Single Port w/stopcock and needle-free connector	18	1,30	32	83	14	20 [Box]- 80 [Carton]
3946922	Single Port w/stopcock	18	1,30	32	83	14	20 [Box]- 80 [Carton]
3947722	Single Port	18	1,30	45	78	13	25 [Box]- 100 [Carton]
3947822	Single Port w/stopcock and needle-free connector	18	1,30	45	78	13	20 [Box]- 80 [Carton]
3947922	Single Port w/stopcock	18	1,30	45	78	13	20 [Box]- 80 [Carton]
3956722	Single Port	16	1,75	32	125	20	25 [Box]- 100 [Carton]
3956822	Single Port w/stopcock and needle-free connector	16	1,75	32	125	20	20 [Box]- 80 [Carton]
3956922	Single Port w/stopcock	16	1,75	32	125	20	20 [Box]- 80 [Carton]

*Maximum Power Injector Pressure Limit Setting: 325 psi. Contrast media used: IOMERON 400 featuring 27,5 mPa.s.viscosity at 20°C

REF	Description	Gauge	Catheter O.D. (mm)	Catheter length (mm)	Gravity Flow (ml/min)	Maximum Power Injector Flow Rate (ml/sec)*	Packaging
3900522	Dual Port	26	0,64	19	15	Not for use with power injectors	25 [Box]- 100 [Carton]
3900622	Dual Port w/needle-free connector	26	0,64	19	15		25 [Box]- 100 [Carton]
3900422	Dual Port w/dual needle-free connector	26	0,64	19	15		20 [Box]- 80 [Carton]
3911022	Dual Port	24	0,74	19	24	4	25 [Box]- 100 [Carton]
3910622	Dual Port w/needle-free connector	24	0,74	19	24	4	25 [Box]- 100 [Carton]
3911422	Dual Port w/dual needle-free connector	24	0,74	19	24	4	20 [Box]- 80 [Carton]
3920522	Dual Port	22	0,90	19	37	5	25 [Box]- 100 [Carton]
3920622	Dual Port w/needle-free connector	22	0,90	19	37	5	25 [Box]- 100 [Carton]
3920422	Dual Port w/dual needle-free connector	22	0,90	19	37	5	20 [Box]- 80 [Carton]
3921522	Dual Port	22	0,90	25	31	5	25 [Box]- 100 [Carton]
3921622	Dual Port w/needle-free connector	22	0,90	25	31	5	25 [Box]- 100 [Carton]
3921422	Dual Port w/dual needle-free connector	22	0,90	25	31	5	20 [Box]- 80 [Carton]
3931522	Dual Port	20	1,00	25	59	8	25 [Box]- 100 [Carton]
3931622	Dual Port w/needle-free connector	20	1,00	25	59	8	25 [Box]- 100 [Carton]
3931422	Dual Port w/dual needle-free connector	20	1,00	25	59	8	20 [Box]- 80 [Carton]
3932522	Dual Port	20	1,00	32	56	8	25 [Box]- 100 [Carton]
3932622	Dual Port w/needle-free connector	20	1,00	32	56	8	25 [Box]- 100 [Carton]
3932422	Dual Port w/dual needle-free connector	20	1,00	32	56	8	20 [Box]- 80 [Carton]
3933522	Dual Port	20	1,00	45	51	7	25 [Box]- 100 [Carton]
3933622	Dual Port w/needle-free connector	20	1,00	45	51	7	25 [Box]- 100 [Carton]
3933422	Dual Port w/dual needle-free connector	20	1,00	45	51	7	20 [Box]- 80 [Carton]
3941522	Dual Port	18	1,30	25	86	15	25 [Box]- 100 [Carton]
3941622	Dual Port w/needle-free connector	18	1,30	25	86	15	25 [Box]- 100 [Carton]
3941422	Dual Port w/dual needle-free connector	18	1,30	25	86	15	20 [Box]- 80 [Carton]
3942522	Dual Port	18	1,30	32	83	14	25 [Box]- 100 [Carton]
3942622	Dual Port w/needle-free connector	18	1,30	32	83	14	25 [Box]- 100 [Carton]
3942422	Dual Port w/dual needle-free connector	18	1,30	32	83	14	20 [Box]- 80 [Carton]
3943522	Dual Port	18	1,30	45	78	13	25 [Box]- 100 [Carton]
3943622	Dual Port w/needle-free connector	18	1,30	45	78	13	25 [Box]- 100 [Carton]
3943422	Dual Port w/dual needle-free connector	18	1,30	45	78	13	20 [Box]- 80 [Carton]
3952522	Dual Port	16	1,75	32	125	20	25 [Box]- 100 [Carton]
3952622	Dual Port w/needle-free connector	16	1,75	32	125	20	25 [Box]- 100 [Carton]
3952422	Dual Port w/dual needle-free connector	16	1,75	32	125	20	20 [Box]- 80 [Carton]

*Maximum Power Injector Pressure Limit Setting: 325 psi. Contrast media used: IOMERON 400 featuring 27,5 mPa.s.viscosity at 20°C

Delta Med SpA

Via Guido Rossa, 20
46019 Viadana (MN), Italy
Tel. +39 (0)375 785915 - Fax +39 (0)375 785201
Ordering: customer.service@deltamed.it

www.deltamed.it

CERTIFICAZIONI / CERTIFICATES:

EN ISO 9001

EN ISO 13485

MDSAP 13485

FDA Establishment Registration Number: 3006846316



ID MKIVC000012